

TACTICAL JOURNAL

IDPA

2017 IDPA US NATIONAL CHAMPIONSHIP

WE BRING HOLLYWOOD TO YOU WITH
GREAT MOVIE SHOOTOUT STAGES

PLUS MY INTRO TO **IDPA**
A Detroit Law Enforcement
Officer's Thoughts on IDPA

SHOOTING
IDPA
IN THE
NORTH EAST
Match Coverage of the
New England Regional

MADE IN THE USA SINCE 1961

BERRY'S

**SUPERIOR PLATED
BULLETS**

&

**RELOADING
ACCESSORIES**

WWW.BERRYSMFG.COM



**401 N. 3050 E. • ST. GEORGE UT
84790**



1-800-269-7373



Made With Pride
in the USA

**VALUE
IS IN THE BAG**



Starline quality and value is in the bag... a new bag. Starline's new look reflects the superior quality brass you'll find in every case and every bag. With over 40 years of experience making America's Finest Brass, Starline provides the best brass available at half the price of comparable cases. That's why *A Great Shot Starts with Starline*.

NOW AVAILABLE IN MANY RIFLE CALIBERS.

ORDER FACTORY DIRECT

STARLINEBRASS.COM 1(800)280-6660



OR ASK FOR STARLINE AT YOUR FAVORITE RETAILER

© 2017 Starline Brass

GLOCK® + BERETTA®

AR9 CARBINES

READY TO SHIP TODAY... NO WAIT
FINANCING NOW AVAILABLE



VISIT OUR IN STOCK GUN GALLERY AT WWW.SHOPWILSONCOMBAT.COM

CONTENTS

WINTER 2017



COLUMNS

4 GEAR CORNER **Springer Precision**

High Quality Aftermarket Accessories
By Robert Ray

6 DIRECTOR'S LETTER **We Stand For Freedom**

A Message from Joyce Wilson, IDPA Executive Director.
By Joyce Wilson

8 FROM A WOMAN'S PERSPECTIVE **What A Woman Wants**

Stressed out over gift ideas? Let us help!
By Kitty Richards

16 PRO-TIPS **Top 9 Training Class Mistakes**

Avoid making these mistakes to improve your training experience. *By Mike Seeklander*

34 ADAPTIVE SHOOTING TECHNIQUES **Single-Handed Malfunction Operations**

Overcoming different common stoppages.
By Rick Cicero

36 SPOTLIGHT **Ken Park**

Where Masters Fear to Tread. *By Walt Kloeppe*

38 WHAT'S IN YOUR RANGE BAG? **John "Hitman" Hilterman**

On a steady flight to Master. *By Allison Launius*

MATCH REPORT

30 2017 Sig Sauer New England Regional IDPA Championship

One of the several "must attend" matches in the North East. *By Jeffrey Harrison*

DEPARTMENTS

40 Trophy Room

43 Match Calendar

44 Parting Shot

FEATURES

14 BEHIND THE BADGE **My introduction to IDPA**

How IDPA affects me as a law Enforcement Officer.
By Shawn Stallard

20 NATIONAL MATCH COVERAGE **2017 IDPA US National Championship**

Behind the scenes of IDPA's largest match of the Year. *By Brian Ehrler and Rick Lund*

29 NATIONAL MATCH COVERAGE **2017 IDPA Championship Equipment Survey**

SPRINGER PRECISION

High Quality Aftermarket Accessories

WORDS + PHOTO ROBERT RAY

WHEN I NEEDED A SET OF BASE PADS TO HELP MAKE MY SIG X-FIVE

legal for IDPA it was not a hard decision on where to find them, I reached out to Scott Springer at Springer Precision.


I was familiar with Scott's products as I own a set of his base pads for my Smith & Wesson M&P Pro. One of the plastic pads that ships with the gun cracked and I replaced it with one of Springer Precisions hard anodized aluminum pads in red. It was a great piece of gear. There is a lot of thought that goes into his base pad, more than you might think. The pads have a nicely rounded edge profile making them easy to carry with no sharp points to dig into you, even on a "rounder" guy like me. They are also beveled where the pad meets the frame so that you have a more positive grasping surface if a mag sticks and you need to strip it out. It also added a splash of color to my otherwise black on black gun. Yeah, it is not Tac-ti-cool to have that red on my carry/match gun but I like it!

So, back to the Sig. To keep things short, you have to buy 17 or 10 rounds mags to play in



IDPA and the base pads those ship with do not fit the X-Fives magwell. Enter Springer once again. Having picked up the X-Five early in its production run, I was not certain that there were replacement pads available that would work. After contacting Scott he said "No problem, just tell me the number you need and the color". A few days later and I was happily installing them on my mags. These base pads were in blue and Scott's team numbered them and engraved my last name on them. You just can't beat that kind of options and service. This just confirmed what I had always heard about Springer Precision, solid products and great customer service.

Springer precision does more than just base pads, they have a number of other products as well. Magwells, mag extensions, barrels, optics mounts, sights and a whole lot more. I am sure they have what you need to upgrade your guns and gear. And if it takes a little more gunsmithing than installing a base pad, which is about where my gunsmithing skills end, they can do that too. Sight installs, milling for optics, trigger jobs and refinishing work, Springer Precision can take care of you.

Take a moment to visit Springer Precision website and see all that they can do for you and your gun. Just go to www.springerprecision.com. I am sure you will come away a happy shooter. 

International Defensive Pistol Association's

TACTICAL JOURNAL

Winter 2017/ Volume 21/ Issue 4

Publisher
Joyce Wilson

EDITORIAL

Editorial Director Robert Ray
Creative Consultant Socrates Gomez

ADVERTISING

Advertising Coordinator Allison Launius

PRODUCTION

Printing & Distribution Royle Printing

The **International Defensive Pistol Association's Tactical Journal** welcomes submissions of press releases and news of interest to our readers. All material is considered unsolicited and is subject to the approval of the Publisher, Editor, and Advisory Board. All submissions imply consent to publish and will not be monetarily compensated or returned.

Viewpoints expressed in **International Defensive Pistol Association's Tactical Journal** are those of their respective authors and are not necessarily held by the publisher.

DISTRIBUTION SCHEDULE: Quarterly

PROJECTED MAILING DATES:

Feb. 1, May 1, Aug. 1, Nov. 1

CLOSING DATES FOR AD COPY:

Jan. 1, Apr. 1, Jul. 1, Oct. 1

ADVERTISING RATES: Contact IDPA

PAYMENT TERMS: Prepayment or Net 30 Days to approved accounts.

MECHANICAL REQUIREMENTS: Advertisement copy is acceptable in digital format. Please e-mail IDPA Headquarters at ads@idpa.com for digital requirements.

Note: Ads must be the correct dimensions. Ads should be e-mailed to ads@idpa.com. Shipping product samples for review, and other items that cannot be e-mailed, ship to:

IDPA Tactical Journal
2232 CR 719
Berryville, AR 72616

NOTICE:

The Tactical Journal is published as a service for members of the International Defensive Pistol Association. No advertised goods or services are endorsed by the International Defensive Pistol Association. All technical data in this publication regarding hand loading of ammunition, or training techniques reflect the opinions of the individuals using specific tools, products, equipment and components under specific conditions and circumstances not necessarily described in the article and over which the International Defensive Pistol Association has no control. The data and/or methods have not been verified by the International Defensive Pistol Association, its agents, officers, or employees and accepts no responsibility for the results obtained by persons using such data. The International Defensive Pistol Association disclaims all liability for any consequential injuries or damages. No advertising item is intended for sale in those states where local restrictions may limit or prohibit the purchase, carry, or use of certain items. Mention of a product or service in text or advertisements does not imply endorsement or approval of that product by the International Defensive Pistol Association.

The IDPA Tactical Journal welcomes submissions of press releases and news of interest to our readers. All material is considered unsolicited and is subject to the approval of the Publisher, Editor, and Advisory Board. All submissions imply consent to publish and will not be monetarily compensated or returned. If you'd like to submit an article, please send it to TacticalJournal@idpa.com.



PICK THE RIGHT TOOLS FOR THE RIGHT MATCH

Safariland® has always been the industry leader in competition shooting and the all-new Range Series is no exception. Developed and tested by the best competition shooters in the world, these products were made for winning. The Range Series is ideal for IDPA matches. The durable construction and simplistic design allow you to put the focus on the match at hand, not the gear on your belt.

For more information visit Safariland.com



ROBERT VOGEL
2015 IDPA Champion

334



778



779



5197



©2015 Safariland, LLC

free shipping on all orders!



PRECISION DELTA™

AMMUNITION & BULLETS

www.precisiondelta.com

THE JACKETED BULLET EXPERTS

1-800-337-3621



made in the USA



WE STAND FOR FREEDOM

A Message from Joyce Wilson, IDPA Executive Director

CHRISTMAS GREETINGS AND NEW YEAR WISHES TO ALL OUR MEMBERS ACROSS THE GLOBE! THIS HAS BEEN A WONDERFUL fourth quarter and I have a lot of positive news to share with you.

If you weren't in Cresson, TX, the last week of September you missed a great Nationals Match! Brian Ehrler put his heart and soul into it, and he and AMDs Rick Lund and Chad Barber presented us with lots of deceptively simple-looking stages that were more challenging than they looked on paper. Following the theme of great movie shootouts, we went clubbing with John Wick, defeated Russian double agents using grenades and pistols with Evelyn Salt, got a haircut at the High Plains Barbershop and shot from a coaster a la Ace of Spades. Fun was had by all and we ended the match with eight new Distinguished Masters: BJ Norris, Christopher Schatz (SSP); David Orr, Ken Park, Patrick Doyle, Eric Fusion (CCP); Rob Leatham (CDP); and Shane Coley (ESP).

Next year, you will see some fresh faces in the MD/AMD seats at Nationals. Chad

Barber will be at the helm of the 2018 championship, assisted by AMDs Sam Henderson, Nicky Carter and Dede Carter. We are still finalizing the location, so watch your email for the weekly Tuesday Tactical Brief for more information as it becomes available.

I mentioned this at the Nationals Awards banquet and will repeat it here: rumors of IDPA's demise have been greatly exaggerated. Last year at this time we were besieged with concerns about how fault lines and 1 Second Per Point Down (1 SPPD) would be the end of our sport. The Board and I are happy to report that our membership continues to grow, both in the US and abroad, and we are stable at our high mark of ~26,000 members. Much of the credit for this goes to our hard-working Area Coordinators, International Points of Contact and Match Directors for their educational efforts and creative and well-run matches. We consistently hear how fault lines have improved the subjectivity of our sport and how the 1 SPPD has made everyone concentrate on accuracy.

With the unveiling of the 2017 Rulebook

we have had questions about specific rules and the implementation of them. The first line of information is your local Match Director; if a question cannot be addressed by the MD, they can escalate it to the AC or IPOC for their area. Those questions most commonly asked are on our list for



the Continuing Education & Video Team. Currently, we have about a half dozen videos on our official IDPA YouTube Channel and are looking to add more by the end of this year. If any of our members or clubs have ideas for or would like to produce a

via the Tactical Brief and the official IDPA Facebook page when it is posted.

One of the most touching events from our National Championship happened spontaneously on the range, and in the wake of current events, left most of our

symbolize that one could fathom the idea of rejecting them. The flag is not a symbol of American policy or culture. It is, rather, a very real representation of the high cost of freedom and the many sacrifices made for its cause. Without the freedom our

“We aren’t a nation that kneels for freedom. We stand for it. Together.” – Senator Scott Wagner


video about something they are asked or a best practice they use, please feel free to email the Continuing Education Team at SOEducation@idpa.com.

Look forward to some additional information about our rulebook that will be coming your way. With the advent of new equipment and firearms, our industry is changing at a rapid pace. To help our members adapt, we will be producing an end of year addendum designed to address anything that has changed during the year. This addendum will not add any new rules to the 2017 rulebook, but due to the speed at which equipment changes, will address any new hardware or corrections that need to be made. Currently we do not have a specific date for this but will announce it

staff speechless. Many of our shooters had the opportunity to meet Rick Cicero from Learning to Shoot Again. In August of 2010, Rick lost an arm and a leg in Afghanistan. Prior to the staff shoot in Texas, we recited the Pledge of Allegiance. Before anyone could move, Rick asked for the staff to stay where they were and join him in an acapella rendition of our National Anthem. Tears of pride trickled down many faces as we sung those patriotic words.

As we end a year that has been rife with dissension over our National Anthem and violence that has led to another outcry for restricting our gun rights, I want to leave you with words from Sen. Scott Wagner. **“It can only be out of tragic misconception about what the flag and the National Anthem**

flag represents, positive cultural change is impossible, and improvements in policy are unattainable. When we sing the National Anthem, we honor those sacrifices, and we acknowledge the power they invest in us. When we stand and sing the National Anthem, we recommit to freedom -- in honor of those who secure it for us.”

“We aren’t a nation that kneels for freedom. We stand for it. Together.” 

Joyce L. Wilson

Joyce Wilson, #CL087

Joyce Wilson is the Executive Director of IDPA. Members can contact her at joyce@idpa.com



Better Results

The Proper Tools Make All The Difference

POCKET PRO II™ \$129.95 (gray model# CEI-4710) (blue model# CEI-4700)

- **Advanced Feature Shot Timer** for scoring matches or personal training.
- **Backlit Graphics Display** can be configured three ways.
- **Intuitive Menu System** makes for simple set-up and data access.



PROCHRONO DIGITAL™ \$119.95 (model# CEI-3800)

- **Accurate velocity measurement** for rifles, pistols, arrows and shotguns.
- **Easy to set-up & use** with a HUGE shooting area.
- **Data for each shot string** includes review, average, standard deviation, & extreme spread.



Proud sponsor of the NRA Bianchi Cup since 1985



Competition Electronics

THE WINNING DIFFERENCE!

815.874.8001 • competitionelectronics.com

“
What a girl wants, what a girl needs,
Whatever makes me happy and sets me free
And I'm thanking you for knowing exactly
What a girl wants, what a girl needs...
”



WHAT A WOMAN WANTS



Stressed out over gift ideas?
Let us help!

WORDS KITTY RICHARDS, LM18564

WAS CHRISTINA AGUILERA THINKING OF SHOOTING GIFTS WHEN SHE CROONED THESE WORDS A FEW YEARS AGO?

Likely not, but we should be thinking about them, especially for those of us who are last minute Christmas shoppers. Several IDPA lady shooters have offered us ideas to help us out on what a girl shooter wants and what a girl shooter needs.

Violetta Boehm is from Bolzano, Italy, and is one of the less-than-twenty female masters in IDPA. Violetta owns a real estate company and in her spare time has been shooting IDPA for over a year and IPSC for ~3 years. Boehm says she loves shooting

the sport. "IDPA is very handy for memory, concentration, visualization and precision training. I love the scenarios that are created and I love that it is realistic." Currently, her favorite products include, "My guns, I love my Shadow 1 and Shadow 2. As for the other products I own and love are my Dillons (650 and 1050)."

What does this SSP Master want and need for Christmas? "Absolutely I need in my life a 100 round .40 caliber Hundo Chamber Checker Case Gauge for being sure that my ammo is perfect. Right now I check it one round at a time and it takes a crazy amount of time. A nice chronograph

would be handy, too, because I've always had to borrow one."

The list goes on: "A spacious tumbler like the Dillon 750 with resistant motor could be useful, as I am now using an ultrasound cleaner but I don't have time for drying out cases. Also, a case separator and some options for the Dillons like a bullet feeder for 9x21 caliber would be good. I train very physically, so a set of Captains of Crush hand grippers would be an excellent gift!"

Violetta has her buying list ready for the holidays. "My boyfriend is an IPSC shooter and he is willing to try IDPA with me. I participated in the Italian Nationals and



Violetta Boehm in action

“The SO’s and other competitors at the matches are the most welcoming and supportive group of people I have ever met. Everyone goes out of their way to answer questions, give helpful advice to other shooters and share stage strategy amongst each other. IDPA truly has been and continues to be a great experience.”



Alecia Russell

told him about the competition so he is willing to do a classifier this year. I will try to find a nice holster and mag pouches for his CZ Shadow 1 and he also will need IDPA targets. Plus, it may sound funny, but nice shooting shoes are also handy. His shoe size is size 15 US and it is close to impossible to find shoes suitable for shooting in that size. I would like also to present him with a trip to the US for one of the major matches for next year. I think he would love it, and, well, I will come, as well!

Las Lunas, NM, is the home of SSP SS **Sherry Gutierrez**. The three-and-a-half year IDPA shooter makes her living as a relationship manager with a Fortune 500 Financial company and say, “I really enjoy IDPA for the fun, friendships, competition, and the “real world” shooting experience. For practice, I like doing the DOT torture drill, and follow a lot of Travis Haley drills and Mike Seeklander videos/training/drills.”

This shooter knows what she wants to see in Saint Nick’s bag. “I would like to start shooting PCC in IDPA, so I would like a high-quality AR style gun like the Wilson Combat AR9 Carbine.

A training class with Mike Seeklander or Max Michel to improve my skills in competition and real life.”

Gutierrez shoots IDPA frequently with her husband, so she has some ideas about what to put in his stocking. “I would like to get my husband a loaded-up Dillon 650 XL in 45 ACP so he (and I) can become more proficient in the CDP division. He is always reminding me, more bullets means more practice. Also depending on the annual bonus, a Wilson Combat 1911.”

“I am very privileged to live in an area where the four clubs are within an hour of my home. Each club offers a match on rotating weekends during the month which allows me to compete in an IDPA match on a weekly basis”, says **Alecia Russell** from Portsmouth, New Hampshire. After shooting IDPA just over two years, she has attained 5 Gun Expert status (ESP, SSP, CCP, CDP and BUG) is working toward her next goal of achieving Master.

Russell explains why she continues to

ZEUS PRACTICAL

“HOME OF THE ‘30 HOLSTER.”

HIGH QUALITY KYDEX HOLSTERS

- Same materials and quality as the “big companies”
- Both IWB and OWB designs
- Thick .080 material for lasting durability
- Made for many popular guns and constantly adding more

\$7 FLAT RATE USPS SHIPPING

Email for quantity shipping rates

ZeusPractical.com

Sherry and Ben Gutierrez enjoying IDPA.



shoot IDPA. "There are so many reasons. I have seen an overwhelming improvement in all of my skills since I started competing. I practice harder than ever, almost every day, because I love the sport and see there are no boundaries on what can be achieved. I look forward to the challenge of a match every week and to test the skills I have been working on in practice. The SO's and other competitors at the matches are the most welcoming and supportive group of people I have ever met. Everyone goes out of their way to answer questions, give helpful advice to other shooters and share stage strategy amongst each other. IDPA truly has been and continues to be a great experience."

Russell's wish list includes: "The G.P.S Handgunner Backpack. I have used this for a few months and I really love it. It is a great size and fits everything I need in order to practice at the range. This bag is also much easier to carry between stages during a competition than the typical shoulder strap type. I am planning on competing in the REV division next season and I think it would be great to have a second range bag to keep all of my revolver equipment in."

"The second item would be a supply of medium grip module Talon Grips for both my Sig P320 Full size and Compact pistols. This product really helps me maintain grip on the pistol in any weather conditions. I practice so frequently that I typically replace them every few months."

And Alecia will be purchasing some nice gifts, as well. "I plan to buy the Shotmaxx-2 watch shot timer as a gift this year. I think it will be especially beneficial when practicing on the indoor range during the upcoming winter months. This timer can be set on a mode that will pick up only your shots which allows you to view and assess your draw, splits and transition times without interruption, while others are practicing around you. It also can be worn during competition to breakdown your performance after running a stage."

Retired police sergeant **Jackie Russo** has been shooting IDPA for 2 years. This SS competes at the Paul Bunyan Rifle Club in Puyallup, Washington while also working at UPS. Why does she shoot IDPA? "Primarily it was my husband (he's been shooting IDPA longer) at first. But after leaving law enforcement, I really missed the 'squad en-

SHOOTER MAKE READY...



281-209-3040
WWW.COMP-TAC.COM



FROM A WOMAN'S PERSPECTIVE

vironment', the joking, the camaraderie and folks with different backgrounds who share a similar passion. I enjoy shooting IDPA for a lot of reasons such as tactics and stage strategy, but another reason is I like the scenarios! It takes a lot of creativity to put together a story line with a shoot scenario. I appreciate the effort that goes into making it happen."

"For under the tree, wrapped a big red ribbon, I'm really wanting the new Gen 5 Glock 17. And of course, to go with it, nestled among the orange and peppermint candy cane in the red fuzzy stocking, a Cook's Holster for it."

And for her 'Mister', also in Law Enforcement? "He recently bought CK Arms 2011 and has been competing with it. Well, a gentleman can't have enough magazines, so he'll be getting more of those and a case of American Eagle 147- 9mm, his competition ammo, to put in them."

Here is the good news: looking at the list from our representative ladies of the sport, no one should be wondering what to give the shooter in your life as Christmas gifts. And the bad news: we still have to wrap them!

Merry Christmas! 



Jackie Russo killing it at a local match.

IDPA PDR PRO-2

The All-New IDPA PDR PRO-2

The IDPA PDR PRO-II holster incorporates our latest generation Kydex holster body, as used in the popular PDR PRO-II holster. It is an efficient, fast holster body, available for many popular gun types for both right and left handed shooters.

The bare Kydex cannot be beaten for speed, quick release and smooth draw. Tension adjustment is done by turning one, or both Phillips head screws, which are accessible from the outside of the holster body, while worn.

This hanger positions the holster body up close against the body and provides you a solid, yet tilt adjustable holster mount. It can be used with 1.5-2" wide belts and is fully ambidextrous, working equally well for RH or LH holsters.

NEW USA WAREHOUSE!
ALL ORDERS SHIP FROM PENNSYLVANIA, USA

Visit: www.doublealpha.biz or www.cedhk.com
E: sales@doublealpha.biz | E: sales@cedhk.com
T: (888) 628-3233 | (610) 336-9752

NEW VERSION



PERFORMANCE UPGRADES BY ANY MEASURE



**INTRODUCING IMR TARGET™ AND IMR UNEQUAL™: THE MOST CONSISTENT,
MOST WIDELY AVAILABLE HANDGUN POWDERS ON THE MARKET TODAY.**

It's the legendary performance of IMR powders combined with our superior load data. New IMR Target and IMR Unequal set the new standard for clean-burning efficiency no other handgun or shotshell powder can match. Adjust your expectations, and your powder measure. See our all-new data at IMRreloading.com



MY INTRODUCTION TO IDPA

How IDPA Affects Me As A Law Enforcement Officer.

WORDS + PHOTOS SHAWN STALLARD, A51257

HELLO FELLOW IDPA SHOOTERS. MY NAME IS SHAWN STALLARD AND I AM A DETROIT POLICE OFFICER WHO has been shooting IDPA since 2012. I am assigned to the Special Response Team and in that capacity I am involved in a lot of firearms training for the police department. I was led to the IDPA by way of an advanced pistol class I attended in December of 2011.

The class was taught by Bill Go from a company that at the time was called U.S.A Training. Mr. Go spoke briefly on the virtues of competitive shooting during the class. At the time I attended this class I had already been a police officer for 10 years and had been assigned to the S.R.T for 5 years. So although I never claim to know it all, I was not new to shooting.

Mr. Go was an outstanding instructor and made high speed shooting look easy. I could instantly see the value in the techniques and training methods Mr. Go was instructing the class in. When I returned home I immediately started practicing the new techniques and training methods one of which was dry fire. In a short time nobody on my team could come anywhere near my shooting performance. My teammates then saw the value in the techniques and started training in them as well. Now it is a constant battle every time we go to the range to see who can out shoot who.

I remembered what Mr. Go had spoken of regarding IDPA and looked for clubs that had matches in my area. I found the Wayne County Raccoon Hunters club in Romulus Michigan. The WCRH had IDPA practice sessions on Wednesday nights, I started there. After the first practice I was hooked. I then began shooting local matches. Around here you can shoot a match every weekend with less than an hour drive.

My first classifier I classified as a Sharpshooter. I continued to shoot local

matches and the state and regional matches of Michigan. Eventually I started traveling to out of state matches. I couldn't get enough of the competition environment. I kept at it and all the practice paid off. I won the 2016 SSP Expert class at Nationals. That may not seem like much to some but it's a long way from where I started.

During this time I had been talking about IDPA matches to every police officer that would listen. After the above mention accomplishments I wanted to do more. I requested to our chief of police, James Craig that we be allowed to start a department pistol team that would compete in IDPA matches. Our Chief approved the request and we were allowed to start a team.

The team consists of 10 shooters from all over the police department. We have officers with a few years on the job as well as some with 20 plus years. We also have a mix of Officers and Sergeants. Many reading this may not know but law enforcement firearms training in general is sadly way behind the curve. I love all of my fellow brothers and sisters in blue and don't mean that statement as a disrespect to anyone. It's just an honest fact that firearms training in the law enforcement community just isn't where it needs to be.

IDPA matches are a game. It's not real life I get that. But ask yourself this question. When was the last time during your departmental firearms training you got to shoot at moving targets, from a vehicle, push doors open, negotiate obstacles, drag dummies, carry objects, with "friendly" non threats downrange, all while under the pressure of time and an accuracy standard that can't be ignored if you want to win? I've had the unfortunate experience of being involved in multiple



(Top to bottom) Detective Johnson on the range; Officer Clemons and Detective Johnson on the range; Officer Davis on the range; Officer Willhem with her 25 yard target.

deadly force incidents in my 17 years on the job. I can say for certain that those experiences much more closely resembled the skills I use in IDPA matches than any law enforcement qualification course I've ever shot.

I wish more LEO's would get involved in I.D.P.A events. The value of shooting scenario based courses of fire all while under the pressure of time improves your ability to think at a higher speed with a gun in your hand. That's what we need to do. We need to be able to perform with our firearms at the highest level possible. The consequence of us not having that skill set is life or death in many situations.

We owe it the citizens we are tasked with protecting. We owe it to our families who want us to return home safe from our shift. We owe it to each other. Most of all shooting IDPA matches are a blast! I've met many awesome individuals in the sport who have taught me much. If you're an LEO and reading this your next roll call is at your next local IDPA match. I expect to see you there! **TJ**

ABOUT THE AUTHOR
Shawn Stallard, A51257

I.D.P.A member since 2012, 17 year law enforcement officer. I.D.P.A Safety Officer, Firearms instructor.

DPD Chief Craig with some of the pistol team members.



We need to be able to perform with our firearms at the highest level possible. The consequence of us not having that skill set is life or death in many situations.

Congratulations
KACI COCHRAN
 2016-17 HIGH LADY

JACKETED BULLET MANUFACTURING SINCE 1990

Montana Gold Bullet

MADE IN Montana USA

(406) 755-2717 | WWW.MONTANAGOLDBULLET.COM

TOP 9 TRAINING CLASS MISTAKES

Avoid making these mistakes to improve your training experience.

WORDS MICHAEL SEEKLANDER, A31187



SHUTTERSTOCK.COM

HEY THERE TACTICAL JOURNAL READERS. MIKE SEEKLANDER HERE AND I WANT TO SPEND A LITTLE BIT OF TIME and share with you the top 9 mistakes I see in most of my training classes. Now keep in mind these mistakes are not all shooting related mistakes, but they are all things that greatly affect my students performances and their ability to train themselves to a very high level. So let's get on with it!

1. NUMBER 9 ON THE LIST IS THE MISTAKE OF HAVING THE WRONG GEAR FOR THE JOB. I can't tell you how often I go to a class to teach and see students showing up with belts, holster systems, mag pouches, footwear, etc. that is just not right for what they're trying to accomplish. For example often times I will have a student show up with a very cheap plastic or Kydex holster that is loosely mounted on a small belt system that allows the holster and magazine pouches to move around. The entire process of being able to draw the gun fast means the handgun and the holster needs

to maintain the same position and angle on the belt, so a cheap flimsy belt and a loose holster just won't cut it. The reality is in this day and age you can get an entire belt and holster system for about \$75-\$100. Another example about proper gear is a story where I actually had a student show up to one of my classes, a competition handgun course, wearing slick bottom cowboy boots. Now there is nothing wrong with cowboy boots per se, my father is actually a cowboy and he wears cowboy boots all the time. The problem is kind of obvious that in our sport we are required to do athletic movements left, right, forward and backward and slick bottomed shoes just won't give you the traction that you need.

2. NUMBER 8 IS THE SHOOTER THAT SPENT AN ENTIRE YEAR TRAINING TO TAKE A CLASS AND SHOWS UP WITH AN INGRAINED SET OF TECHNIQUES THAT ARE ALL WRONG! No I'm not harping on the person for having something wrong in terms of their technique, the problem is

they waited an entire year to take a class thinking that they needed to practice and train first and then go to the class. Instead they would have gotten the most value out of the training class very early in their shooting development. If you are a newer shooter, invest in things that matter, and by that I mean knowledge. That way you'll learn proper technique and when you start your training drills you won't be ingraining bad habits. Unfortunately one of my main roles in any class is to try to fix bad habits. Don't be that guy.

3. NUMBER 7 ON THE LIST IS THAT GUY OR GAL THAT HAS MODIFIED THEIR HANDGUN TO THE POINT WHERE IT DOESN'T WORK AT ALL. They've change springs, they've changed triggers, they modify the internals, they had titanium parts, they've done everything you can imagine except for spending money on quality ammunition. And that is what they really need in most cases to get to be a better shooter...not gimmicks and parts on

their handgun. Don't get me wrong, trying to maximize your handgun's performance ability is a good thing, but don't get too tied up in that gimmick stuff in the beginning of your shooting career. Learn how to shoot first. Most stock guns out there are just fine the way they come except maybe some fine-tuning and a good set of sights.


4. NUMBER 6 ON THE LIST RELATES TO THAT GOOD OLE SAYING THAT SOMEONE ONCE SAID (I BELIEVE IT WAS G.I. JOE) AND THAT IS "KNOWING IS HALF THE BATTLE." I use that phrase in classes to describe the issue of knowing what the right technique is yet not applying that information. Remember, knowing the information is only half the battle, the other half is actually putting that information to use. An example is when you're firing a bad shot and you're not correcting it, you know you're firing a bad shot because you see the sights move, but you're not doing your job and fixing the issue. Make an effort to spend every second in training like it's your only second to train make every round you fire count. Don't let it go down range unless you're learning something from it and trying to get better!

5. NUMBER 5 ON THE LIST ACTUALLY COMES FROM A DISCUSSION WITH MY GOOD FRIEND ROB LEATHAM WHERE HE MENTIONED AND SHOWED ME HIS VIDEO ON LEARNING HOW TO PULL THE TRIGGER WITHOUT MOVING THE SITES. The key point there is most people focus entirely too much on aiming the gun fail to realize that learning to pull the trigger without moving the gun is what is really important. And as Rob says, not moving the gun is the critical part of the process because aiming doesn't mean anything if we move the gun before the bullet leaves the barrel!

6. NUMBER 4 IS THE GUY OR GAL THAT SPENDS WAY TOO MUCH THINKING ABOUT THE TRIGGER PULL. Now don't get me wrong proper trigger management is really a big part of shooting and you need to learn how to do it properly but there are so many people out there that try to pull the trigger in different manners... they squeeze the trigger, press the trigger, slowly pin the trigger to the rear and reset to the click, and in reality most don't work under the time constraints of the practical shooting environment we're competing in. We need to learn to pull the trigger quickly (and not move the gun!) The point here is



If you are a newer shooter, invest in things that matter, and by that I mean knowledge. That way you'll learn proper technique and when you start your training drills you won't be ingraining bad habits.



**Remember the 7 "P's":
Proper
Prior
Preparation
Prevents
Piss
Poor
Performance**



Always approach instruction with an open receptive mindset.

that if we spend time training a trigger management method that we do not apply in the environment we plan to use it, then we are wasting time. Focus instead on pulling the trigger in the manner you need on most targets in matches, and learn the difference between a slower pull on a hard shot and fast one on an easy shot. That way you can use what you need, when you need it.

7. NUMBER 3 ON THE LIST IS THOSE THAT GRIP THE GUN BY HOLDING IT INSTEAD OF ACTUALLY PHYSICALLY MANAGING THE RECOIL.

A large majority of my students benefit greatly from the grip lecture in my classes because they actually learn how to grip the handgun properly and control the recoil through friction and leverage. If I had to guess I would say that the large majority of my students are not properly gripping the handgun and controlling it as well as they could. To grip the handgun properly we need to have the hands as high as possible on the handgun, specifically this requires that we flag the strong hand thumb so the left hand palm can actually get in the right place on the grip panel. The second part of the equation is gripping with both hands with enough force to control recoil. I'd like you to try a little trick that I've been recently teaching my students and that is to counter rotate your hands to increase the pressure on the back of the gun. For example imagine as if your right hand were screwing a jar lid on, and the left was screwing a jar lid off. The hands counter-rotating pushes the palms together and increases the pressure on the back of the gun. Think of the direction the gun recoils (toward the rear) which is why we want to build that pressure wall on the back of a gun.

8. NUMBER 2 ON THE LIST IS THE FORUM JUNKIE, THE GUY OR GAL THAT SPENDS ALL OF THEIR TIME ON FORUMS JUMPING FROM SYSTEM TO SYSTEM OR CLASS TO CLASS.

While I highly recommend learning as much as you possibly can, eventually we've got a put the firing pin to the primer. Taking class after class or reading book after book or searching for the secret sauce just doesn't pan out. The real answer is on the range after countless repetitions of practice where you know exactly what works or doesn't work for you and your body type. Sometimes I have students that come to my class that have taken classes from other instructors and



ALIENGEAR
HOLSTERS

**Tidings
of
Comfort.**

NEW AND IMPROVED

4.0 IWB HOLSTER

- Soft CoolVent™ Neoprene
- Steel Core Retention
- Maximum Flexibility

\$55⁸⁸



MADE PROUDLY



Shop Online:
AlienGearHolsters.com

Questions?
208 215 2046



You have to put in the effort to advance your skills.

what I'm teaching may contradict what they just spent so much time trying to ingrain. It's great to train with different people, just be aware that there is a downside to do it too much, too often. Strongly consider finding the best instructor you can that has reached the level you're trying to get to and take their class and follow their system for a period of time. Once you really learn what they've taught and can apply it, then consider jumping into another instructor's material. Just keep in mind if you jump too quickly you may constantly have conflicting instructions in your brain, which is going to do you no good whatsoever.

9. AND LASTLY NUMBER 1 ON THE LIST IS THE PERSON THAT HAS EVERY EXCUSE IN THE WORLD FOR WHY THEY HAVEN'T REACH THEIR GOALS INSTEAD OF FINDING SOLUTIONS TO THE PROBLEMS THEY HAVE.

I personally feel that one of my jobs is to challenge my students and make some of them feel uncomfortable about where they currently are, so they do something about it. Just like my fitness trainer Jake makes me uncomfortable about my fitness level and how I could be working harder during some of my training workouts or eating a cleaner diet. Sometimes what you need to hear is not what you want to hear, so if you have found excuses to be less than you can be shame on you! Look yourself in the mirror, grab those excuses and wad them up like a piece of paper and throw them away and start your new journey. Make a decision on where you're going right this moment, and begin the journey of getting there.

Until Then - Train Hard!
Mike Seeklander

ABOUT THE AUTHOR

Michael Seeklander, A31187

Currently Mike Seeklander is owner of Shooting-Performance LLC (www.shooting-performance.com), a full service training company and the American Warrior Society (www.americanwarriorsociety.com). Mike is also the co-host of The Best Defense and Rapid Fire featured on the Outdoor Channel.

shoot like a champion

VOGEL
COMPETITION TRIGGER SYSTEM
Robert D Vogel

www.glocktriggers.com

PHOTO BY Yamil Sued

9MM | 40S&W | 45ACP
223REM | 308WIN

MATCH GRADE AMMUNITION

FREEDOM MUNITIONS .COM

Use code *TJ2016* for 5% OFF your entire order

Loaded with Vhtavuori® powder.

2017 IDPA US NATIONAL CHAMPIONSHIP

Behind The Scenes Of IDPA's Largest Match Of The Year.

WORDS BRIAN EHRLER & RICK LUND **PHOTOS** STEVE SCHIEMANN

THE 2017 NATIONAL CHAMPIONSHIP, WRAPPED UP A COUPLE OF WEEKS AGO ON SEPTEMBER 30TH. THE MATCH WAS a success and a lot of fun for 322 shooters from the US and around the world. This match like most large matches, was the culmination of a group of individuals who worked on the details and stages over the prior 6-8 months. We would like to start this article off with a heartfelt thank you to all who were involved in making this

match a success. Many of you that put in hours of hard work have earned our gratitude and respect.

There were a lot of new things at this year's Nationals. The biggest elephant in the room and something new for this National match was the 2017 rulebook. This included both the 1 second per point down and the fault lines [more on those later]. The other notable change was 100% electronic scoring, with no paper backup.

Paperless Scoring

No Net, No Worries
- Nik Wallenda

In early 2017 IDPA partnered with Practiscore to develop solutions for IDPA's members to have a viable electronic scoring system for major matches. Practiscore had been used in the past with moderate success but it has also been the crux of a few match scoring disasters. Diving into



this project with the programmers from Practiscore [hat tip to Russell], they were very accommodating to meeting IDPA's needs. As we dove deep into the perceived issues with Practiscore, it was found that many of the issues experienced by the IDPA MDs related to the MD's methods used to score and sync the match rather than the software itself.

Practiscore put some skin in the game by sending 2 of its programmers to the S&W Indoor Nationals match to monitor and troubleshoot IDPA scoring in Practiscore. Paul Jones (MD for the SWIN 2017) had remarkable success working with Practiscore to develop a scoring method and forging the path to develop a system of scoring and syncing that was bomb-proof. [See article by Jones / Delacruz on PS use at 2017 IDPA Nationals].

This systematic approach will soon be shared to clubs throughout the IDPA universe allowing MDs to score matches electronically using Practiscore with confidence.

The success at SWIN using Practiscore was shared with the 2017 Nationals team, and it was decided in March 2017 that Practiscore would be the scoring system of record for the match. While the team initially felt like the Flying Wallendas [a famous circus group who would routinely perform without a net—Google it], con-

fidence was built as IDPA communicated with Practiscore's programmers and many features were added and adopted to accommodate IDPA.

At the 2017 Nationals we had 322 scores done and processed in under 15 minutes from last shot fired using Practiscore. This was with a staff of 3 in the stat shack and no score runner.

New Rules

1 Second Per Point Down

If we had a dollar for every time someone told us 1 second per point down would kill IDPA we would be millionaires by now. When the new rulebook for 2017 was developed there were a specific series of goals the IDPA BOD wanted to achieve. One of these goals was to get shooters to



HAWG HOLSTERS

HELPING AMERICA WEAR GUNS

HAWG HOLSTERS ARE CUSTOM MADE
IN THE USA OF AMERICAN COMPONENTS

HAWG HOLSTERS PROVIDE COMFORTABLE
PROTECTION AND RETENTION WITH ADJUSTABLE
CANT FOR YOUR CONCEALED FIREARM

HAWG HOLSTERS START AT \$49

WWW.HAWGHOLSTERS.COM

614-302-5402



MATCH REVIEW





Even with the rain on Saturday, there were lots of smiles and a good time being had by most.



MATCH REVIEW



It is always fun to see old friends and make new ones, oh and punch holes in cardboard.





...13 Prototypes, six months, one patent application:

TF SHIELD +1



WWW.TAYLORFREELANCE.COM
(360) 391-1551

pay more attention to accuracy rather than spraying and praying and relying on speed over accuracy.

At the 2017 National match everyone was scored under the 1 second per point down rules. Using this match as a data set of 300 plus shooters from all levels (MM though DM) we can make some observations regarding speed v. accuracy.

The 2016 National match using the 0.5 seconds per point down, the aggregate results of the match yielded: 40,406 Points down and 471 Failures to Neutralize.

This equated to 22,558 seconds of penalties for accuracy earned by 337 shooters. This averages out to 66.9 seconds per shooter with the top finishers in each division averaging 53.8 points down. Comparing this with the 2017 National match, there were 19,775 Points down, 0 FTN (eliminated from 2017 rules). This equated to 19775 seconds of penalties for accuracy earned by 322 shooters. This averages out to 61.4 seconds per shooter with the top finishers averaging 29.6 points down. Comparable results were observed by comparing the SWIN 2016 and SWIN 2017 with top shooters in 2016 averaging 67.6 points down, and top shooters in 2017 averaging 35.6 points down.

The stage times from 2016 to 2017 for similar stages did not appear to be significantly slower, in most observations stage times were about 10% slower, but with an improvement in accuracy equating to half

TFX™ PRO

TRITIUM + FIBER-OPTIC XTREME
PROFESSIONAL HANDGUN SIGHTS



CARRY YOUR SIDEARM OUT OF THE DARK AGES.

TRITIUM + FIBER-OPTICS

Green dots glow day and night and adapt to available light, for a sight picture that is always bright and always ready

U-NOTCH REAR SIGHT DESIGN

Improves speed and accuracy

HERMETICALLY SEALED CAPSULE

Fully protects optics from oils, solvents, and other chemicals

ANGLED REAR SIGHT EDGE

for emergency one-hand slide operation

CONTRASTING ORANGE FOCUS-LOCK RING

for faster focus on front sight



WWW.TRUGLO.COM

TRUGLO
TACTICAL



Scan for video

MATCH REVIEW

of the expected amount of points down. The short story is shooters are slowing down slightly to get more accurate shots.

Fault Lines

The other big change for 2017 was the adoption of fault lines. This goal was established to reduce the long-standing subjectivity of cover calls.

Fault lines were used throughout the stages in the 2017 Nationals. In some places more fault lines were put into a stage then needed to complete the CoF, thus giving shooters options for most stages. While IDPA is still analyzing the addition of Fault Lines, I can tell you from an MD perspective there was only 1 MD call regarding a fault violation [cover violation]. This is way down from prior matches as an MD a majority of the calls was usually a disputed cover call. Having a physical line has really reduced the subjectivity. In my opinion, I believe it has helped both competitors and safety officers at matches.

The Stages Pushed The Boundaries Of The 2017 Rule Book

The stages were created with a goal of having simplified stage briefings in order to allow shooters to return to finding creative ways to solve a shooting problem. We avoided requiring shooters to follow the well worn path through a stage with instructions like stand here and shoot these targets, then move here and engage these targets. The stage procedures complimented a stage with instruction on how to use props rather than how to shoot with the exception of the standard stages.

Show What Could Be Done

The early part of 2017 was filled with member questions on how the rules were going to be interpreted and used in matches. This year we made a conscious effort to address many of the top issues that have been circulating by creating examples for the shooters and clubs to find helpful when they returned from this year's Nationals. We addressed target engagement, movement, placement of fault lines, and the use of vision barriers. We also gave shooters choices between risk and safely engaging targets.

Moving The Shooter Rather Than The Targets

One goal we had in mind was to demonstrate how to manage shooter movement on a stage through the use of props and barriers. When we found short cuts looking at stages, we used barriers to remove the incentive causing more time than benefit to take an unorthodox route. When we wanted to slow down shooters, we increased the scoring risk by thoughtful placement of obstacles. Then we kept the targets in closer to entice shooters to outrun their own shooting ability to beat the clock. This year in order to accomplish this, we kept movers down to a minimum which also improved the match reset time between shooters.

Starter Stage (USED LAST YEAR MADE FEATURE THIS YEAR)

Every match has a difficult stage or two with a lot of risk for a shooter. Most shooters agree this is not the best way to start their match if they are given choices. Similarly, having a squad schedule requires someone to land on one of these stages in their first bay every match. The use of a warm up stage helps everyone shake the

Premium Ammo. Match Grade Service.



TARGETBARN.COM

game day jitters and warm up using an easy stage. This way if a shooter does not do well it won't ruin their match. Previous years experience using these types of 'First Shot' stages has remained popular with the competitors so we included a fast 6 round stage in this year's match.

Hoser Stages

This year with the new scoring and targets in place, we presented a number of targets that were up close and personal in keeping with the principals of self defense. When a timer is used, these become hoser stages where caution is abandoned along with any semblance of a sight picture in favor of having the fastest time possible. These stages feature gun handling and body placement in order to reduce transition times in order to do well. They are fast and they are fun for shooters. This year was no exception.

Accuracy Stages

The stages requiring accuracy had steel hard cover and similar obstacles that prevented moving too quickly from one target to the next. That said, the longest shot this year was 18 yards. We did that so shooters could become familiar with the new targets and scoring system.

Standards Stages

The standards this year brought focus on many shooters neglect of training when shooting with one hand. While the distances were well inside the legal limits, competitors struggled with their accuracy on these stages which brought the most points down for most shooters. We heard a lot of competitors vow to return home and practice one handed shooting marksmanship with renewed interest.

Fault Lines Both POC And Forward Boundaries

The use of Fault lines to limit shooters movement is relatively new to most IDPA shooters. We used painted wood 2x2's and 2x4's secured with spikes to provide shooters with a tactile way to know when they are in bounds. We also used them to limit shooters forward movement on stages to provide Safety Officers with shooting areas and limit unpredictable actions from competitors.

Looking back on this year's match, another element that probably affected shooters times and scores was the rain we experienced. The water on the ranges

**WE ARE
X-TREME**

**X-TREME
BULLETS**

PERFORMANCE DELIVERED DOWN RANGE
BULLETS • BRASS • PRIMERS • POWDER

**TEXT 123AMMO TO 33444
TO RECEIVE SPECIAL PRICING OFFERS**

XTREMEBULLETS.COM

forced everyone to navigate in slippery conditions from the mud and heavy footwear on Thursday and Friday. That said, the shooters endured the conditions and managed to safely complete the stages.

While on the subject of safety, the staff emphasized the importance this year of giving the shooter the benefit of the doubt on calls that resulted in penalties. The number of DQ's was down this year as were the number of procedural errors. We would like to think those stats were a result of the detail work that went into the stage designs and final set up before the match.

Finishing up a three year run that includ-

ed the 2015 World Championship, the last two years National Championships and a new rule book has been a challenging and rewarding experience.

As we look forward to next year's National Championship, a new team has been formed to take the reins of IDPA's flagship match. Where one year ends, another begins. The planning for 2018 has already started with our new MD Chad Barber. We have pledged our full support to the new team to continue with the momentum we hope to have brought the last 3 years for a good match.

Elvis has left the room.

MATCH REVIEW

The IDPA US National Championship is done and in the books. We want to congratulate all the winners for this year's match. They are:

Custom Defensive Pistol
Glenn Shelby - 228.68

Compact Carry Pistol
Ken Park - 264.40

Stock Service Pistol
B. J. Norris - 252.51

Enhanced Service Pistol
Shane Coley - 231.57

Revolver
Jess Christensen - 337.41

CDP shooter **Glenn Shelby** not only beat returning legend, **The Great One Rob Leatham**, Glenn also had the distinction of having the best overall time in the match. With a CDP gun...that's 8 plus one and 165 power factor folks. An impressive feat indeed. Leatham did not go down without a fight though, posting a time within 3% of Glenn's earning him a Distinguished Master title. The dog fight in this year's match was in CCP with no less than 4 people being promoted to Distinguished Master. Ken of course as Division Champion, but within 3% of Ken's score you also had **David Orr - 264.79**,

Patrick Doyle - 269.37 and **Eric Fuson - 269.84**.

SSP was also a hard fought battle with **B.J. Norris** coming out as DC but within that magical 3% time we also bump **Christopher Schatz** to Distinguished Master.

Also in ESP, we not only crowned Shane Coley as our ESP DC, Shane also was elevated to the ranks of Distinguished Master. Congratulations to you all!

Scoring Nationals

This year marked the first time IDPA used 100% electronic scoring via Practiscore. The anxiety level and resistance from HQ were easily over matched by the confidence and experience the stats shack staff had, since successfully using the application in several prior major matches this year.

IDPA HQ asked what we needed to get the job done and stepped up with an investment of new Ipads, batteries, cases, cables, and wifi modules they intend to make available to clubs for future events if needed. They were fully committed to helping us get it done right and turn out a great match.

The team that came together for this was **Sandra Tumbleson** from IDPA HQ, **Paul Jones** AC for PA, NJ, DE and on the team for Indoor Nationals, and **Anthony**

Delacruz SOI and President West Houston Shooters Club. Less than 15 minutes after the final competitor fired their last shot of the match the scoring team knew we had all the scores accounted for everyone not DNF or DQ'd and who were the winners in each division and class. If I had not gotten a buggy pickup from the back bays and not stopped for several high 5's along the way we probably could have cut that time in half.

If you have never worked the stats job or seen the chaos of paper flying around, scores being transcribed, meltdowns for sheets being put in the wrong bins, or a multi hour/bay goose hunt to find a missing pile of score sheets... you have missed the chance for that show. With the advent of using Practiscore a team of many stressed out, locked in a shack folks becomes a much smaller group of relaxed happy score verifiers and electronic "sherpas" that even have time to even play on the side matches, thanks to the staff in the bays doing their part to capture the results.

Be on the lookout for an article in a future Tactical Journal where we will break down in detail how we accomplished this and give you a guide to pull off an equally successful match yourself.

*Sandra, Anthony and Paul
—Your Nationals Stats Team*

SPONSOR CORNER

We would like to send out a big Thank You to all of our sponsors for this years IDPA US National Championship. We cannot put together this match without their wonderful help. When making your next purchase, please remember these great companies that support IDPA and you. For more detail on how to contact these companies, see our Facebook page and the Event page for the 2017 IDPA Nationals.



- ▶▶ Smith & Wesson
- ▶▶ Black Swan International
- ▶▶ Blackwater Precision
- ▶▶ Comp-Tac
- ▶▶ Competition Electronics
- ▶▶ Dillon Precision
- ▶▶ Federal Premium
- ▶▶ Glock
- ▶▶ Hawg Holsters
- ▶▶ Hogue
- ▶▶ DPA China Official/
Universal Tactical Alliance
- ▶▶ Midway
- ▶▶ Montana Gold Bullets
- ▶▶ National Shooting
Sports Federation (NSSF)
- ▶▶ Nowlin Arms
- ▶▶ Odin Works
- ▶▶ Orr Tactical
- ▶▶ Practiscore
- ▶▶ Precision Sport Acces./
Decot Hy-Wyd
- ▶▶ Ruger
- ▶▶ Safariland
- ▶▶ Sig
- ▶▶ Springer Precision
- ▶▶ Trijicon
- ▶▶ TruGlo
- ▶▶ United States Concealed
Carry Association
(USCCA)
- ▶▶ Walther
- ▶▶ Warren Tactical Sights
- ▶▶ Wilson Combat

2017 IDPA CHAMPIONSHIP EQUIPMENT SURVEY

Top 10 Competition Models

MODEL	COUNT	%
Glock 34	44	15%
S&W M&P Pro	20	7%
Glock 19	19	7%
CZ SP01 Shadow	10	3%
Walther PPQ Q5 Match	10	3%
Sig P320 X-Five	9	3%
STI Eagle 5.0	7	2%
S&W M&P	7	2%
Springfield XDM	6	2%
Wilson Combat CQB	5	2%

(288 FIREARMS REPORTED)

317
293 FROM THE U.S.
24 INTERNATIONAL
Competitors

Top 10 Competition Firearm Brands

BRAND	COUNT	%
Glock	77	27%
Smith & Wesson	45	16%
Springfield Armory	30	10%
Walther	25	9%
CZ	20	7%
Wilson Combat	18	6%
Sig Sauer	18	6%
STI	16	6%
Nighthawk	6	2%
Kimber	4	1%

(288 FIREARMS REPORTED)

Top 10 Competition Holsters Manufacturers

BRAND	COUNT	%
Comp-Tac	108	41%
Blade-Tech	75	28%
Safariland	17	6%
Master-Tac	7	3%
Garrett	5	2%
Blackhawk	4	2%
RLN Custom	3	1%
Ready Tactical	3	1%
Ghost Gun	3	1%
Springfield	2	1%

(265 ENTRIES REPORTED)

Top 5 Bullet Manufacturers

MANUFACTURER	COUNT	%
X Treme	41	25%
Berry's	20	12%
Bayou Bullets	16	10%
Montana Gold	15	9%
Blue Bullets	11	7%

(165 ENTRIES REPORTED)

Top 5 Powders Used

MANUFACTURER	COUNT	%
TiteGroup (Hodgdon)	104	63%
N320 (VihtaVuori)	20	12%
Bullseye (Alliant)	8	5%
WST (Winchester)	8	5%
N310 (VihtaVuori)	5	3%

(164 ENTRIES REPORTED)

RELOADING PRESS
 Of the 188 responses to this question,
 153 use a **DILLON PRESS**.

AMMUNITION TYPE USED ▶ Factory ▶ 89 Handloads ▶ 162

2017 SIG SAUER REGIONAL IDPA

One of the several “must attend” matches in the North East.

WORDS JEFFREY HARRISON/MATCH DIRECTOR **PHOTOS** ELLIE VAIL

AUGUST 2017: THE DOG DAYS OF SUMMER. 209 SHOOTERS FROM 14 STATES DESCENDED ON HARVARD, MA FOR THE Sig Sauer New England Regional IDPA Championship. Harvard Sportsmen’s Club and MetroWest Tactical hosted 14 diabolical stages. Eight months of planning and 48 staff members came together from NH, MA, CT, RI, and NY to execute this sold-out Tier-4 match.

This year’s Title sponsor was Sig Sauer and the Premier sponsor was Ruger. Other

key sponsors were Brownells, MidwayUSA, Dillon Precision, Armory Racks, Talon Grips, TechwearUSA, Blue Bullets, Hornady, New England Tactical, UniqueTek, Esca-Tech, DryFireMag, and Four Seasons Firearms. This event would not be a reality without the generosity of the sponsors and the tireless dedication of the staff. As the Match Director, I was honored to be associated with each of them.

MetroWest Tactical’s objective for this match was to focus on selling entertainment

and to create an environment where every shooter could enjoy themselves, regardless of their personal performance. The goals for the match were; stage design and creativity that minimizes the opportunity for procedural and DQ’s, to maximize course-of-fire and scoring consistency, and to put a strong emphasis on personal stage strategy.

The stage designs gave competitors many options to navigate each course of fire. The stages offered something to chal-

To the hard working crew that makes the match happen: Thank You!



NEW ENGLAND CHAMPIONSHIP

lunge the Masters, yet provide Marksmen and Sharpshooters (the majority of our clientele) compelling options to successfully navigate the stage. The shooter needed to analyze each stage based on personal ability, competitive positioning, round-count, risk vs reward, static vs movement, near vs far and decide on the best plan for them. It was not uncommon to observe each person in a squad navigate a stage differently. The competitor feedback on this type of stage design was overwhelmingly positive and competitors can expect similar designs from MetroWest Tactical in 2018.

Some of the more creative stages included engaging a charging target and an out-and-back through a van window which were activated by pressing the van's brake

pedal, engaging targets from a wheelchair as it rolls backwards, a shoot house offering several risk/reward options, a rickshaw stage requiring engagement from a spring mounted seat, a standards stage testing weak, strong and freestyle shooting from 7 to 40 yards, a low light stage that offered strong hand engagement - or freestyle at partial headshots. Several stages used electronic time delays to activate movers (drop turners, runners, dominos) - allowing the shooter to decide when to activate and how aggressive to be engaging other targets while waiting on the time-delayed mover.

Another goal of this match was to mitigate the subjectivity of procedural, seemingly in-line with the philosophy of the new IDPA rules. To that end 2x2 lumber

for the fault lines was used (given the rule book is silent on the height). If one faulted the line, it was obvious and non-contentious. Between the new rule book and the choice of fault lines, overall procedural declines by 42% from the 2016 New England Regionals. As a result of an intense pre-match walk-through; all possible pit conditions, shooter behavior, muzzle safe point placements, weather contingencies, and potential penalty assessments were discussed, debated and researched through the rule book. Given this attention to detail, the match was officiated consistently and there were only four DQ's, a decline of 20% from the 2016 New England Regionals.

The forecast was for rain all day Friday, so the staff reacted quickly and created a



MATCH REVIEW



Division Champions:

Compact Carry Pistol

John Hilterman

Stock Service Pistol

Tom Yost

Enhanced Service Pistol

Rob Lacroix

Custom Defensive Pistol

Joseph Linskey

Revolver

Bill Thorpe

Category Champions:

High

Distinguished

Senior

Phil Chase

High Senior

Tom Yost

High Lady

Alecia Russell

High Military

Lee Adams

High Industry

Tom Yost

High Junior

Tyler Stevenson

High Law

Enforcement

Joseph Linskey

Most Accurate

Joseph Linskey



The Shooting Specialists

We have what you need for
IDPA in our custom shop
or online at our web store.

XD/XDM

1911/2011

Glock

M&P

SIG P320

HK/FNS/CZ

GUNSMITHING

CUSTOM PARTS

LASER MARKING


COMPETITION GEAR

CERAKOTE COATINGS

Made in the U.S.A

www.SpringerPrecision.com

541-480-5546



The stages offered something to challenge the Masters, yet provide Marksmen and Sharpshooters compelling options to successfully navigate the stage.



new set of targets coated in urethane that were designed to stand up to rain without the dreaded need for “bagging” the targets – and removed yet another undesired inconsistency across all shooters.

After 3 days of competition, 14 stages, and a minimum round count of 234, Rob Lacroix (ESP) secured the top spot edging Tom Yost (SSP) by a mere 1.2 seconds. Congratulations to all the winners and we look forward to you defending your titles in 2018.

Overall, it was a very successful match. Some of the feedback received included; “fantastic match,” “I have never seen so many ways to shoot a stage,” “best sanctioned match, ever,” “well executed,” and “incredible staff.” And, despite the accolades, the core team invested several hours in a post-event review to discuss all the match

details/feedback and how to make the 2018 match even better.

Next year’s dates have been set for August 18-19 and the work has already begun. If you routinely travel to sanctioned events and haven’t made the New England Regionals part of your tour, consider saving the date and being part of the 2018 experience. If you find yourself traveling through New England or visiting Boston next August, or need an excuse to do so, the MetroWest staff will create and sponsor a match that you won’t want to miss. **TJ**

ABOUT THE AUTHOR Jeff Harrison (A40777)

Jeff has been active with IDPA since 2011, and is a member of MetroWest Tactical and Harvard Sportsmen’s Club. He regularly competes in Club and Sanctioned matches in New Hampshire and Massachusetts.







SHOOTERS

PROTECT YOUR HEARING • HEAR EVERYTHING

HEAR EVERYTHING WITH ESP’S CUSTOM-FIT
DIGITAL HEARING PROTECTION DEVICES

WITH P2i performs
protect
improves WATERPROOF
NANO-COATING TECHNOLOGY

(303) 659-8844 www.espamerica.com    



SINGLE-HANDED MALFUNCTION OPERATIONS

Overcoming different common stoppages.

WORDS RICK CICERO, A444645 PHOTO LYNN LA ROE

SINCE OUR FIRST ARTICLE, I WAS HONORED TO RECEIVE A CALL FROM A FRIEND WHO, WHILE WORKING AS an RO at a match, was speaking to a competitor who was recently injured. The injury resulted in the temporary loss of use of one arm, but he stepped up and shot the match with one hand after reading the last article. This is our purpose. Since things do go wrong, you may find it necessary to, at some point, clear a malfunction with one hand.

Following are the recommended steps for single-handed clearing of a semi-automatic pistol malfunction.

One

When encountering a failure to fire or stove pipe, regardless of the cause, the focus is on the solution. The standard to clear primary malfunctions remains "Tap, rack, re-evaluate". This sequence is the same with single-handed techniques only adding the challenge of muzzle safety and sourcing where to perform these actions.



Two

The first action is to tap the magazine, using any firm surface such as a holster, magazine pouch or strong leg muscle to strike the baseplate of the magazine while maintaining a firm grip and indexing the trigger finger.

Three

Maintaining a full grip, ensuring to index the trigger finger, point the muzzle in a safe direction. Catch the rear sight or edge of the ejection port on a stiff surface (the edge of the holster, corner of a pocket, or heel of a boot) and manipulate the slide chambering another round.



Four

Re-evaluate and engage the target if required.



Five

When encountering a secondary malfunction, such as a "double feed" or a "failure to extract," more actions are required.



Six

Maintaining a full grip, ensuring to index the trigger finger, point the muzzle in a safe direction. Depending on your hand strength, either holster the pistol and "rip" the magazine from the magazine well and secure it.



Or, catch the rear sight or edge of the ejection port on a stiff surface (such as the edge of the holster, corner of a pocket, or heel of a boot) and manipulate the slide and lock it to the rear.




Place the pistol in the holster and remove the magazine (securing the partial magazine). Draw the pistol and manipulate the slide to clear the chamber [catching the rear sight or edge of the ejection port on a stiff surface (the edge of the holster, corner of a pocket, or heel of a boot) and ensure the angle of the pistol permits the malfunction to clear with gravity assistance].



Seven

Return the pistol to the holster, insert a loaded magazine, manipulate the slide, re-evaluate and engage the target if required.

Eight

Never rush. Repetition builds skill and speed. 

ABOUT THE AUTHOR Rick Cicero, A444645

I am a former Army Paratrooper and was blessed to be in the SOF community. This is what truly created the heart that helped me survive and now thrive. After service, I was a police officer, firearms instructor and canine handler until I retired due to an injury. I became a military contractor. In Afghanistan, I encountered an IED which took my right arm and leg. Now I am the Lead Instructor for HAVA's Learn to Shoot Again Program.

GUN Goddess

Women's Shooting Accessories & Gifts

Gun Cases • Purses • Apparel
Move over, boring black!

 Facebook.com/GunGoddess
www.GunGoddess.com
(866) 957-1117

LOWEST PRICES ANYWHERE!

HI TEK SUPERCOAT AND LEAD

 SUMMERS ENTERPRISES

406-529-1307 | IDPA# A02264

summersenterprisesllc.com

UniqueTek.com
UNIQUE TEK CORP.
Products for Shooting, Reloading & Competitive Marksmen



Micrometer Powder Bar Kit™
For Dillon Powder Measures

Fits ALL Dillon Powder Bars

Works with ALL Dillon Presses

All Metal Construction

Zero Backlash

NO MORE GUESSING how many turns of the adjuster bolt will get you back to the perfect powder weight!



It's not just Unique,
It's UniqueTek!

Upgrade Now!

Visit our Website at

www.uniquetek.com

Or call

480-507-0866

KEN PARK

Where Masters Fear to Tread

WORDS + PHOTOS WALT KLOEPEL, A56663

WATCH KEN PARK HOSE DOWN A STAGE AND YOU MIGHT THINK CYBORG. YEAH, HE'S THAT FAST ... AND ROBOT ACCURATE TO BOOT.

With 15 IDPA Division Champion wins in the past four years by this four gun Master, his ability to win again and again is becoming legendary. But his success in IDPA is not from the sole desire to compete, it's actually from his day job to survive. With a resume stemming from SWAT to Black Water, Master Park has truly been baptized under fire.

Ken grew up in Chicago, Ill., moving to Atlanta, Ga., at the age of 17. He wouldn't become involved in the use of firearms until he pursued his career in law enforcement in the early 90's. After graduating from the academy, he became a uniformed patrolman with the Doraville Police Department.

"My first firearm interest came about when I pursued my law enforcement career. I quickly realized that two days of firearms course at the academy were not enough to prepare me for my job," said Ken.

At that point, Ken decided to get serious about firearm skills. He began a dry fire regiment and went to the range for live fire on a weekly basis. At that time, most agencies did not provide ammunition for extra "homework." Most LE agencies only required an annual firearms requalification. Ken didn't mind to foot the bill to sharpen his skills. Cop gear can be complicated but Ken wanted it to become second nature.

"I practiced drawing from my retention holster on a regular basis because I was not proficient enough," said Ken. "The training played an important role and attributed to saving my life as I experienced my first shooting situation shortly after I began my dry fire training while working an evening shift."

Ken had parked his patrol car as he often did, to do a foot patrol at a shopping center at 1:00 a.m. As he approached the rear of the shopping center, he heard a male scream out. As he ran the 100 yards towards the yell, he saw three males standing over two male victims who were beaten down, one unconscious and the other in really bad shape. The


three males took off running. As he assisted the victims, he called for EMS and backup. It was then he heard the tires squealing and a car coming from the direction the perpetrators had ran. Going into fight mode, he saw a white sedan with the window down and a shotgun barrel pointed at him.

"I pulled the victim down (to safety) and I was stepping forward ... I drew my gun out and started firing into the vehicle. Had I not practiced that draw ... because back in the day we had the level 3 retention holster that took three buttons to release the gun, things may have turned out differently. Apparently I got it out smoothly, fast and I ended up putting 18 rounds into that vehicle," said Ken.

After September 11, 2001, he left his local department to become a U.S. Federal Air Marshal for Homeland Security. As an Air Marshall, Ken operated in numerous missions throughout the U.S and abroad. During this time Ken received Tactical Firearms Training where he obtained an expert shooter status, Aircraft Tactics, where he learned how to deal with different hijacking situations, EMT basic certification training, Phase II Advance Federal Air Marshal Training and various types of tactics.

In 2005 Ken joined Blackwater USA where he was assigned to an Ambassador Protection Detail where he served time in Iraq and Afghanistan. During this time he was a member of the Baghdad Firearms Instructor Cadre where he provided weapons and tactics training. Ken isn't just a crack shot with a handgun either. During that time, Ken qualified with top scores for M4, M240 SAW, and M203 grenade launcher. He has the upper hand when he's unarmed as well ... as he really is never unarmed when you consider he's a 1st Degree Black Belt in Hapkido. Throw in the mix his other martial arts disciplines like Tae Kwon Do, Kumdo, and Jujitsu and you can see where his level of confidence lays.

In 2009 Ken joined Triple Canopy Inc. as a High Threat Diplomatic Protection Range Master/Firearm Instructor. He left in 2010 and joined the Clayton County



Ken's not-so-everyday attire shows his professionalism.

Sheriff's Office, where he is currently a Senior Deputy Sheriff II/SWAT SRT Firearms Instructor.

Shooting Mentor

Ken's first firearm mentor was an instructor with the nickname "Jack Rabbit" during his U.S. Federal Air Marshal basic training at the Federal Law Enforcement Training Center in New Mexico.

"He was the first to show me how to grip the gun properly," said Ken. "He called it a combat grip that is now widely used in action shooting competition. I was taught to use the push and pull grip method previously during my police career and had slow follow up shots. This new grip allowed me to manage my recoil tremendously and as a result ... faster follow up shots. It was amazing at the time!" laughed Ken.

Firearm Competition Intro

Ken's first competition was in 2010 while on leave from an overseas' assignment. At the time, Ken was a High Threat Protection Agent for the U.S State Department in Baghdad, Iraq.

"I went to a local indoor range in Norcross, Ga and observed a group of people shooting an IDPA match. I took an interest and began inquiring about the match. The match director allowed me to participate and I was hooked. It was one of those "Ah Ha" moments for me," said Ken.

Ken immediately became an IDPA member and started competing. He said IDPA was what he was looking for to develop both his mental and physical skills as a shooter. He took those skills back to Bagdad, where he began to train military, special agents, and contractors in support of the U.S. State Department High Threat Protection mission.



A tribute to his outstanding marksmanship, Ken Parks has swept 15 IDPA Division Champion wins in the past four years.

Equipment/Training

"I began competing in IDPA with a Glock 34, both in SSP and ESP," said Ken. "Throughout my shooting career - both in USPSA and IDPA - I have tried just about every gun out there. They were all great guns in their own respectable ways but I always returned to a Glock. The main reason for me was the simplicity and reliability of the gun. I can work on my Glock without sending it off to a gunsmith. Another aspect of the Glock that I love is the fact that it rarely fails me when I need it. By the way, I am not sponsored or get paid by Glock at all," laughed Ken.

For my holsters and mag carriers, I use Master Tac made by my good friend and fellow competitor, Bill Dukemineer.

IDPA Tips for the "New Guys"

Ken has these six easy tips for those just starting, or those (like the author) who are wanting to move their ranking up a notch or two.

1. Understand firearm safety all the time - prior, during and after!
2. Understand the rules of the sport.
3. Be accurate first then speed will naturally happen.
4. Set up a dry fire regiment daily.
5. Participate in local IDPA matches as much as you can.
6. Participate in Sanctioned IDPA matches as much as you can.

IDPA Relation of Competitive Shooting vs Real Defense Situations

"There is so much debate going on regarding this topic," says Ken. "I'll just share my own opinion. I personally feel that competitive shooting can be applied to actual defense situations. Competitive shooting will not develop you tactically; however, I am referring to the development of the skills to be able to manipulate the weapon system, as well as recoil management, thus being able to put shots on target in a rapid manner in a stressful situation. Competitive shoot-

ing is a great way to sharpen a number of skills such as marksmanship, gun handling, balance of speed and accuracy, shooting from cover, shooting while moving and most importantly - safety (trigger discipline)."

"My goal is to bring the spirit of IDPA to as many Law Enforcement/Military persons as much as I can. IDPA has brought up my skill as a shooter to another level that I never thought was possible five years ago."

"My highlights were that when I shared my knowledge with other shooters - I watched them grow as a confident, responsible shooter. Knowing that I shared my knowledge with fellow Law Enforcement/Military personnel who can use it to save their lives or the lives of others ... I couldn't ask for more reward," said Ken. **TD**

Author's note: I'd like to end Master Ken Park's spotlight with his closing words from the 2017 Nationals in Cresson, Texas, after winning Division Champion - as well as his new title as this article went to press - make that Distinguished Master Ken S. Park.

"2017 IDPA U.S National Championship is now in the books. Very tough competitors and it was a very close race to the finish but I was able to pull off CCP Division Champion and High Law Enforcement Win. It took me 5 years to get here and the journey was very rough but rewarding. I have now earned the coveted title of Distinguished Master.

"I would like to dedicate my National CCP Division Championship win to all my fallen

Blackwater brothers whom I had the honor and privilege to serve with. In addition, my BW Raven 23 brothers who were wrongfully/unjustly persecuted ... I thought of you guys with every round I shot. Please be strong and know that my thoughts and prayers will always be with you. I represented all my BW brothers and sisters as best as I could and miss all of you guys.

My journey could not have been successful without the support of my sponsor Brass Exchange Hakim Satterfield. Hakim, I appreciate your support and I will continue to rock your jersey proudly.

There are so many people I want to give credit to my win but the one who helped me the most was Morgan Allen. Morgan you have been my inspiration from the beginning and I appreciate your guidance and wisdom to get me where I am today. Without you I could not have gotten to where I am today. Thank you for your support.

Lastly, I would like to thank all of the IDPA staff members who have sacrificed your time to make this great event happen. I am very grateful for being part of this organization and will continue to be a great ambassador to this sport. It was great to see all my friends and the new ones I've met. Looking forward to shooting with you guys again. Thanks." - Ken Park

ABOUT THE AUTHOR Walt Kloeppel, A56663

Walt Kloeppel is an Army Veteran and retired as a writer/editor from the U.S. Army Recruiting Command in 2010 after 36 years combined Army/Civil Service time. A former metallic silhouette/bullseye shooter, he joined the IDPA ranks in 2013. He resides with his wife in Nashville, TN.



Dillon Precision

Super 1050

STANDARD FEATURES:

- Loading Rate: 1000-1200 Rounds Per Hour
- High Strength Ductile Iron Frame
- Swages Military Primer Pockets
- Automatic Indexing
- Automatic Casefeeder
- Automatic Primer System
- Automatic Powder Measure
- Low-Primer Early Warning System
- Factory Adjusted Reloading Dies
- **RISK FREE 30-Day Trial Period!**

www.dillonprecision.com
FREE Catalog L23-14690, Call 800-762-3845

JOHN "HITMAN" HILTERMAN

On A Steady Flight To Master

WORDS ALLISON LAUNIUS, A51146

JOHN "HITMAN" HILTERMAN IS A RETIRED NAVY PILOT WHO FLEW ANTI-SUBMARINE WARFARE HELICOPTERS, F/A-18 Hornets and was an Operations Officer for the Navy's only forward deployed Carrier Air Wing. After leaving active duty with the Navy in 2000, he pursued an airline career and returned to active duty with the U.S. Air Force following the terrorist attacks of September 11th. Since retiring from active duty in 2011, Hitman has worked for Afterburner, Inc. as an executive leadership consultant.

When talking with Hitman two things quickly stand out, his impressive military career and competitive shooting career. Although Hitman only started competing in IDPA in November of 2015, where he started out in Stock Service Pistol at the Marksman level that classification was quickly bumped to Sharpshooter in 2016. His drive to compete has paid off and he now holds an Expert classification in every division except CDP and BUG, which I am sure will change if he continues at the pace he has set for himself.

Hitman, who is now based out of Northwest Florida, is continually traveling to sanctioned matches around the country and is always improving from match to match. He uses a Tachyon gun camera, mounted to his hat, to review his matches and prep for upcoming ones. He keeps a log to help him keep in mind on what he could improve on. So, when he comes up on a stage that seems familiar to ones

John "flying" through the stage at Texas State.



Hitman's bag has gone from covering the basics to being more specific for his wants and needs on the range.

he has shot in the past, he can review his log to help remind him on what went well and not so well and make the appropriate changes. I can admit that I myself have a log but instead of just using it when I practice, he has given me the idea to keep

it with me at sanctioned matches to review. This is a great way to keep the mind fresh from stage to stage.

John also carries an IFAK with a SOF tourniquet. An IFAK is an Improved First Aid Kit which is something that is issued to

IN THE BAG

1. Tachyon Guncam
2. PACT Club Timer
3. Decot Hy-Wyd Shooting Glasses
4. CR Speed Idpa Belt
5. Zipfizz B-12 Drink-Mix Powder
6. Zeiss Lens Wipes
7. IFAK With Sof Tourniquet
8. Enos Slide Glide
9. Armadillo Concealment Vest
10. Cz Spare Parts
11. Toolkit & Cleaning Supplies

IN THE BAG

12. GRRRIP Plus Enhancer & Sunblock
13. Frogg Toggs Poncho
14. MSA Sordin Supreme Pro-X
15. Maglula Uplula Magazine Loader
16. Lytton Custom Holster And Magazine Pouches
17. CZ 75 SP-01 Accu-Shadow
18. Rule Book!



deployed military personnel, and the civilian version has carried over into his range bag. The improved first aid kit carries more than a typical Band-Aid first aid kit and can be great to help treat wounds in the field until medical assistance can be provided by professionals.

If you have been in this sport for very long you know your gear changes as you evolve as a shooter. Hitman's bag has gone from covering the basics to being more specific for his wants and needs on the range. Having protein bars, protein drink mixes, lens cleaning cloths can all be instrumental to having a good or bad day on the range. Just this past week at Nationals, we had a shooter looking to buy some lens cleaning solution and cloths because the rain and mud had done a number on their glasses and the clothing on her back was soaked and was only making their vision worse. Something simple like cleaning your lenses before shooting and as needed throughout the day can help you clearly see your sight picture without straining.

Thank you to John reaching out to me to share his range bag with all our members. Until next time, keep shooting straight and if you have a bag that you like to share please email me at allison@idpa.com. **TJ**



Service that is **Fast & Accurate**

...after all, we're IDPA shooters

800-387-4045

ShootersConnection.com



WINNER'S CIRCLE

Congratulations to all of our members who competed at this year's US National Championship. We look forward to seeing you next year in Alabama!




Joel Munson
Rev, MM, 1st



Corey Shumate
Rev, SS, 2nd



Derek Hill
Rev, SS, 1st




Jack Davis
Rev, Ex, 1st



Dustin Pluth
High Press



Michael Spratt
CDP, MM, 1st




Paul Zint
CDP, SS, 5th



Kevin Dodd
CDP, SS, 3rd



Scott Longhorn
CDP, SS, 2nd




Ernest Lee
CDP, SS, 1st



Larry Johnson
CDP, Ex, 2nd



Rowdy Bricco
CDP, EX, 1st



Austin Proulx
CDP, MA, 2nd



Glenn Shelby
CDP Division Champion




Rob Leatham
CDP, MA, 1st



Anthony Delacruz
CCP, MM, 2nd



Chris Witt
CCP, MM, 1st



Nicky Carter
CCP, SS, 4th



Arthur Benoit
CCP, SS, 3rd



Clinton Morris
CCP, SS, 1st

TROPHY ROOM




David Orr
CCP, EX, 1st



Pat Doyle
CCP, MA, 2nd



Ken Park
CCP Division Champion



Jim Sanders
High Distinguished Sr.



Ashley West
Charity Side Match



Ryan Doll
CDP, SS, 4th



Jerry Dueitt
ESP, MM, 3rd



Richard Haertling
ESP, MM, 2nd



Cannon Thomas
ESP, MM, 1st



Pedro Lozano
ESP, SS, 7th



Krissana Puranitee
ESP, SS, 5th



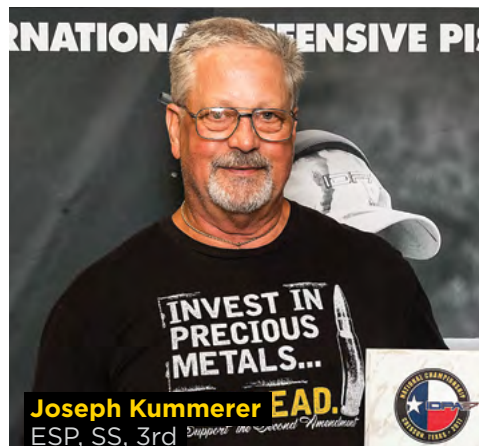
Anthony Nuccio
SSP, SS, 4th



Nicholas Bremer
CCP, Ex, 2nd




Steve Schiemann
SSP, SS, 2nd



Joseph Kummerer EAD.
ESP, SS, 3rd



Rafael Sanchez
SSP, Ex, 5th




Joe Truesdale
Most Accurate



Isaac Hamilton
High Junior

UPCOMING MATCHES

Visit IDPA.com/compete to find a club match near you.



START DATE	EVENT NAME	LOCATION
Nov. 11, 2017	Holiday Havoc 2017 (Tier 2)	Evansville, Indiana
Dec. 2, 2017	2017 Florida CCP Sheepdog Trials (Tier 2)	Bunnell, Florida
March 1, 2018	2018 Florida State IDPA Championship	Homestead, Florida
March 2, 2018	2018 Louisiana State IDPA Championship/Presented by Lucas Oil (Tier 3)	Thibodaux, Louisiana
March 31, 2018	AFSP Charity Match (Tier 2)	Hot Springs, Arkansas
April 21, 2018	Razorback Shootout 2018	Perryville, Arkansas
June 2, 2018	Arkansas State Championship (Tier 3)	Berryville, Arkansas

PARTING SHOT

PRESENTED BY
COMP-TAC

Comp-Tac Victory Gear is giving you the opportunity to take a parting shot-but be kind, we don't want to hit you with a Failure To Do Right. Submit your own original caption for the photo below by emailing it to partingshot@IDPA.com. We suggest you don't post your entry on Social Media to keep others from "stealing" your idea. Once your entry is received a super secret panel of judges (think of them as a Trilateral Commission or the Illuminati) will review the entries and select their top three. So bring the funny.



**READY TO
CAPTION THIS?**

HOW TO ENTER

Step #1:

Think of something funny to caption the photo above.

Step #2:

Email your (hopefully) funny caption to partingshot@idpa.com

Step #3:

Sit around waiting to find out if you won, all the while complaining about the whole process being unfair in not recognizing your obvious comedic genius.

Step #4:

Cross your fingers, hope we like your wry sense of humor best.



PARTING SHOT WINNERS FROM OUR LAST ISSUE

Winner

...on the first stage - I can't believe it! Well, do you want to stay and watch or go redeem our Blizzard coupons?

—Don Lewis, A286590

Second Place

You forgot the ammo... did not, did, did not, did, did not...FINE

—John Wright, A148292

Third Place

My wife told me I can take all day long at the range, so don't rush with the results. —Rogelio Barrera, A55257



WWW.CEDHK.COM

WWW.DOUBLEALPHA.BIZ

NEW USA
WAREHOUSE!

ALL ORDERS SHIP FROM
PENNSYLVANIA, USA

www.cedhk.com

www.doublealpha.biz

E: sales@cedhk.com

E: sales@doublealpha.biz

T: (888) 628-3233

T: 610) 336-9752



ELECTRONICS



RANGE BAGS




BRASS PREPARATION



MR. BULLETFEEDER

Performance Center

by Smith & Wesson®



PORTED M&P® 9L RED DOT SIGHT
9MM • 5.0" BARREL • 17 ROUND MAGAZINE

BUILT FOR SPEED

- 1 SHIELD SIGHTS SMS-4MOA MINISIGHT (INCLUDED)
- 2 POLISHED STAINLESS STEEL BARREL
- 3 PORTED BARREL FOR REDUCED MUZZLE FLIP
- 4 RAISED FRONT AND REAR SIGHTS FOR CO-WITNESS
- 5 ENHANCED PERFORMANCE CENTER TRIGGER
- 6 AGGRESSIVE PALMSWELL GRIPS (3 SIZES)
- 7 ADJUSTABLE TRIGGER STOP
- 8 SUPERIOR M&P ERGONOMICS